

**Equip Biblical Institute**  
**Church Planting \* Team Leadership \* Pastors Institute**  
 2100 Greenfield Drive, El Cajon, CA 92019



## 101 Bible Overview Syllabus ©

Instructor:  
 Teaching Site:  
 Semester and Year:

### Course Description



This course focuses on how to apply and teach the Bible. Topics include the major eras of the Old and New Testaments; an overview of major doctrines; a comparison of the four Gospels; the parables of Jesus; messianic prophecies; the Lord's Supper; the resurrection of Jesus Christ; the distinctiveness of Christianity; literary forms; and how to be properly related to God, self, and others. Students will create a visual panorama and a written summary of the Bible for use in teaching the Bible.

### Course Design Comments


This course is designed to equip church starters, pastors, and leaders with Bible knowledge, Christian character, servant leadership, and teaching experience with the goal of life-change. It addresses the diverse learning styles of adults through active discussion, charts, visuals, Internet research, team-building, and project-based learning. To ensure transfer of credit, changes to this course syllabus must be approved by both Equip Biblical Institute and Southern California Seminary. Over 500 pastors, Christian leaders, and Bible students have completed courses, making Equip Biblical Institute one of the largest Bible institutes in North America. *Suggestions for improving course design and content are appreciated.*

### Required Textbooks

1. The Holy Bible. The *New American Standard Version*, the *New International Version*, and the *New King James Version* are recommended for study.
2. Max Anders. *30 Days to Understanding the Bible*, 4<sup>th</sup> ed. Nashville, TN: Thomas Nelson, 2005. <http://www.bestwebbuys.com/9781418500146>
3. Max Anders. *New Christian's Handbook: Everything New Believers Need to Know*. Nashville, TN: Thomas Nelson, 1999. <http://www.bestwebbuys.com/9780785207078>





Alfred Thompson Eade. *The New Panorama Bible Study Course: Panorama Study No. 1: "The Plan of the Ages."* Grand Rapids, MI: Fleming H. Revell, 1988.  
<http://www.bestwebbuys.com/9780800715786>  
<http://www.bestwebbuys.com/9780800754693>



### Recommended Resources

5. David Jeremiah. *Forty Days on Route 66: Driving the Word Home*, 2008. B000M8HP26 <http://www.davidjeremiah.org/shop/c-10-resources.aspx?pagenum=2>
6. Charles R. Swindoll. *A Look at the Book: Traveling the Original Route 66 Study Guide*. Dallas, TX: Word, 1996. 9780849984945



Books may be ordered through a local bookstore or on the Internet.  
 To receive the MS Word version of the portfolio email the professor.

### Learning Outcomes

The student who successfully completes this course will be able to:

1. Identify the structure of the Bible.
2. Explain the implications of each Old Testament era.
3. Explain the historical, poetical, and prophetic books of the Old Testament.
4. Describe the audience, context, and themes of the books of the New Testament.
5. Explain what the Bible teaches about God, salvation, the church, and Jesus' return.
6. Explain why we believe in truth and in the Bible.
7. Explain how we should live in light of our beliefs.
8. Describe spiritual warfare, spiritual health and spiritual snares.
9. Describe the spiritual disciplines.
10. Contribute to a group presentation on a Bible era or topic.
11. Present a typed illustrated sermon and/or visual panorama of the Bible.
12. Create a typed illustrated booklet titled, Overview of the Bible.


### Methods of Instruction

Instruction emphasizes active learning, project-based learning, collaborative team-based learning, reflection, discussion, interactive lecture, story-telling, drama, visuals, PowerPoint, quizzes, and exams with the goal of long-term and real-world learning that results in life-change and leading healthy churches. The major pedagogical premise of this course is that students should be treated like the professionals they are becoming. Dr. Gary C. Woods has served as the Bible Department Chairman and Registrar at Southern California Seminary.



Dr. Woods has taught for Liberty University and Luther Rice Seminary. He has a Doctor of Education in Technology and Learning from Alliant International University, a Master of Divinity in Missions from Southwestern Baptist Theological Seminary, and a Bachelor of Science in Cross-Cultural and Pastoral Ministry from Liberty University. He has served as a Southern Baptist pastor and church planter with the North American Mission Board. In 2008 Dr. Woods was elected to the Board of Grossmont Union High School District in San Diego with over 20,000 students.

Authentic learning involves observation, interpretation, and application. The goal of *balanced instruction* is to address the learning strengths of diverse adult learners, including verbal, visual, musical, logical, kinesthetic, reflective, interpersonal, natural, and spiritual. *Student-centered instruction* is most effective when it impacts the mind, the will, and the emotions. *TEAM-based Learning*: Students are encouraged to study in teams before or after class for at least one hour per week working on study skills, application skills, individual projects, and group projects. Students do not give answers to co-learners, but help them learn how to find the answers. Everyone contributes to the learning process. **TEAM = Together Everyone Accomplishes More**



In this course students are mentored by **Dr. Max Anders** (Th.M., Dallas Theological Seminary; Th.D., Western Seminary), the Senior Pastor of Castleview Baptist Church. Dr. Anders is the author of 22 books, including the best-selling *30 Days to Understanding the Bible*, and a ten-volume series titled *What You Need to Know About*. He is the general editor of *The Holman New Testament Commentary*. He has served as a college and seminary professor.

[http://www.thomasonline.com/consumer/authordetail.asp?creatorid=949&TopLevel\\_id=210000](http://www.thomasonline.com/consumer/authordetail.asp?creatorid=949&TopLevel_id=210000)

## Student Requirements

**First**, successfully complete the **quizzes** in the **Portfolio** before class. This will assist student-leaders in focusing on core information and developing the time-on-task study skills and writing skills essential to effective learning and long-term memory.

**Second**, maintain the **journal** in the Portfolio using the three-step process of observation, interpretation, and application: (1) What is God teaching you in this session? (2) How are you going to apply these concepts to your life, family, and ministry? (3) How can your church apply these concepts to making disciples and developing leaders? This will assist student-leaders in developing reflection, application, and decision-making skills essential to spiritual growth.

**Third**, each session **discuss** the quizzes and journal in the Portfolio. (1) What are we, as a group, learning about the Bible and transformational leadership in this course? (2) How can we as leaders apply these concepts to our lives, families, and ministries? (3) How can our churches apply these concepts to making disciples and developing leaders? This will assist student-leaders in developing the relational, speaking, and creative/critical thinking skills essential to effective teaching and servant-leadership.

**Fourth**, complete the **final exam** in the Portfolio. Summarize the Bible in 1,000 words. This will assist student-leaders in developing long-term memory through multiple reviews of the core material and in focusing on Christian character, transformational servant leadership, and disciple-making skills. This will serve as the basis for the booklet or term paper. Week 11

**Fifth**, contribute to a **group presentation** on one of the **Bible Eras** or **Bible Topics**: Creation, Patriarch, Exodus, Conquest, Judges, Kingdom, Exile, Return, Silence, Gospels, Church, Missions, Epistles, Messianic Prophecies, or Distinctiveness of Christianity based on the textbook, online articles, and course notes. This group presentation can be a PowerPoint presentation, drama, role-play, charts, or drawings. This will assist student-leaders in developing the creative/critical thinking and teamwork skills essential to effective teaching and servant-leadership. Week 12

**Sixth**, present a typed **sermon manuscript** or **individual project** titled **Panorama of Bible History** based on textbooks, online articles, course notes, and other sources. The individual project can be a sermon manuscript, banner, booklet, chart, collage, dramatic reading, graphic organizer, lesson, monologue, outline, painting, poem, PowerPoint, scroll, song, story, timeline, or webpage (10 minutes). This will assist student-leaders in developing their learning and teaching style skills essential to effective servant-leadership. Week 13

**Seventh**, present a typed **booklet** or **term paper** titled **Overview of the Bible** based on textbooks, online articles, course notes, and other sources for distribution in your church. Be sure to footnote all the ideas, paraphrases, and direct quotes in your paper, whether from books or the Internet. Booklet should be at least 2,000-3,000 words in length. Text should be single-spaced. Font should be Times New Roman 12. Begin with an introduction and conclude with an application or call for commitment. Include illustrations and charts. This will assist student-leaders in developing the creative/critical thinking and writing skills essential to effective servant-leadership. Week 14

**Course Objective.** The mission is to bring glory to God by assisting local churches to equip believers of various cultures and languages to live and minister biblically based on the inerrant Word of God. The course objective is to take student-leaders from where they are and move them to where they need to be. Students will learn how (1) to read with their brains, (2) to remember what they have read, (3) to sharpen their thoughts through journaling, (4) to speak effectively before others, (5) to work as learning teams of leaders, and (5) to biblically apply what they are learning to life, family, and ministry. Adults learn in multiple ways and so this course incorporates multiple learning styles. By applying these concepts of champion learners, students will improve with each course they take as they are equipped in Bible knowledge, Christian character, and ministry skills. Welcome to transformational Bible overview!

**Sequence of Instruction**

Read the table like this, “At Session \_\_\_\_ on \_\_\_\_\_, the scheduled session content is \_\_\_\_\_, and the assignment **due that session** is \_\_\_\_\_.”

Session	Date	Session Content	Assignment Due
1		<p><b>The Structure of the Bible</b>  <b>The Geography of the Old Testament</b>  <b>The Historical Books</b>  <b>The Creation Era</b>  <b>The Patriarch Era</b>  <b>The Exodus Era</b>  <b>The Conquest Era</b></p> <p>Go over this Syllabus and the Portfolio. Grade and discuss Portfolio quiz questions.                      Discuss and complete Portfolio journal reflections.                      Group Activity: Create a visual summary of the Old Testament, Exodus, Conquest, or the entire Bible.                      Demonstrate examples of the following:  <a href="#">Panorama of Bible History</a>  <a href="#">Overview of the Bible Booklet</a></p>	<ul style="list-style-type: none"> <li><input type="checkbox"/> Print <b>101 Bible Overview Portfolio</b>.</li> <li><input type="checkbox"/> Study Introduction and chapters 1-7 in <i>Understanding the Bible</i>.</li> <li><input type="checkbox"/> Type the answers to the Portfolio take-home quiz and journal in preparation for the discussion and group activity.</li> <li><input type="checkbox"/> Read the <i>Baptist Faith and Message</i> <a href="http://www.sbc.net/printfriendly.asp">http://www.sbc.net/printfriendly.asp</a></li> <li><input type="checkbox"/> Subscribe to the free online Christian Bible Studies Newsletter <a href="http://www.christianitytoday.com/lyris/subscribe/biblestudies.html">http://www.christianitytoday.com/lyris/subscribe/biblestudies.html</a></li> </ul>
2		<p><b>The Judges Era</b>  <b>The Kingdom Era</b>  <b>The Exile Era</b>  <b>The Return Era</b>  <b>The Silence Era</b>  <b>The Poetical Books</b>  <b>The Prophetical Books</b></p> <p>Grade and discuss Portfolio quiz questions.                      Discuss and complete Portfolio journal reflections.                      Discussion: What made the introduction, content, and applications of each chapter effective?                      Group Activity: Create a one-page visual summary of one of the eras: Judges, Kingdom, Exile, Return Era, the Silence Era, the Poetical Books, or the Prophetical Books.</p>	<ul style="list-style-type: none"> <li><input type="checkbox"/> Study pages 1-5 in <i>The New Panorama Bible Study Course</i>.</li> <li><input type="checkbox"/> Study chapters 8-14 in <i>Understanding the Bible</i>.</li> <li><input type="checkbox"/> Type the answers to the Portfolio quiz and journal in preparation for the discussion and group activity.</li> <li><input type="checkbox"/> Print an article, chart, or photo to share with your learning team: <a href="http://anova.org/sev/atlas/htm/">http://anova.org/sev/atlas/htm/</a></li> <li><input type="checkbox"/> <a href="http://www.blueletterbible.org/study/parallel/timeline/index.html">http://www.blueletterbible.org/study/parallel/timeline/index.html</a></li> </ul>
3		<p><b>The Geography and Structure of the New Testament</b>  <b>The Gospel Era</b>  <b>The Church Era</b></p>	<ul style="list-style-type: none"> <li><input type="checkbox"/> Study chapters 15-21 in <i>Understanding the Bible</i>.</li> <li><input type="checkbox"/> Type the answers to the quiz and journal in preparation for the</li> </ul>

Session	Date	Session Content	Assignment Due
		<p><b>The Missions Era</b>  <b>The Epistles</b>  <b>Overview of Bible Doctrine</b>  <b>The Doctrine of the Bible</b></p> <p>Grade and discuss Portfolio quiz questions.                      Discuss and complete Portfolio journal reflections.                      Group Activity: Create a one-page visual summary of one of the NT eras: Gospel, Church, Missions, Epistles.</p>	<p>discussion and group activity.</p> <ul style="list-style-type: none"> <li><input type="checkbox"/> Study pages 6-8 in <i>The New Panorama Bible Study Course</i>.</li> <li><input type="checkbox"/> Print an article, chart, or photo to share with your learning team:  <a href="http://www.blueletterbible.org/images/bible_images/Josh_temp/hs1_158scarlet_a.html">http://www.blueletterbible.org/images/bible_images/Josh_temp/hs1_158scarlet_a.html</a></li> </ul>
4		<p><b>The Doctrine of God</b>  <b>The Doctrine of Christ</b>  <b>The Doctrine of the Holy Spirit</b>  <b>The Doctrine of Angels</b>  <b>The Doctrine of Man</b>  <b>The Doctrine of Sin</b></p> <p>Grade and discuss Portfolio quiz questions.                      Discuss and complete Portfolio journal reflections.                      Discussion: What made the introduction, content, and applications of each chapter effective?                      Group Activity: Create a one-page visual summary of one of these doctrines.</p>	<ul style="list-style-type: none"> <li><input type="checkbox"/> Study chapters 22-27 in <i>Understanding the Bible</i>.</li> <li><input type="checkbox"/> Type the answers to the quiz and journal in preparation for the discussion and group activity.</li> <li><input type="checkbox"/> Study pages 6-8 in <i>The New Panorama Bible Study Course</i>.</li> <li><input type="checkbox"/> Print an article, chart, or photo to share with your learning team:  <a href="http://www.blueletterbible.org/tmp_dir/images/1103666367-5259.html">http://www.blueletterbible.org/tmp_dir/images/1103666367-5259.html</a></li> </ul>
5		<p><b>The Doctrine of Salvation</b>  <b>The Doctrine of the Church</b>  <b>The Doctrine of Future Things</b>  <b>The Summary of the Bible</b>  <b>What the Bible Teaches</b>  <b>The Message of the Bible</b></p> <p>Grade and discuss Portfolio quiz questions.                      Discuss and complete Portfolio journal reflections.                      Discussion: What made the introduction, content, and applications of each chapter effective?                      Group Activity: Create a one-page visual summary of the church or of prophecy.                      Bring family and friends.</p>	<ul style="list-style-type: none"> <li><input type="checkbox"/> Study chapters 28-30 in <i>Understanding the Bible</i>.</li> <li><input type="checkbox"/> Type the answers to the quiz and journal in preparation for the discussion and group activity.</li> <li><input type="checkbox"/> Study pages 9-10 in <i>The New Panorama Bible Study Course</i>.</li> <li><input type="checkbox"/> Print an article, chart, or photo to share with your learning team:  <a href="http://bibleplaces.com/">http://bibleplaces.com/</a> or  <a href="http://www.holylandphotos.org/">http://www.holylandphotos.org/</a></li> <li><input type="checkbox"/></li> </ul>

Session	Date	Session Content	Assignment Due
6		<p><b>What Do We Believe? God, Jesus, Holy Spirit</b>                      Grade and discuss Portfolio quiz questions and journal.                      Group Activity: Create a visual that illustrates one of these chapters.</p>	<ul style="list-style-type: none"> <li>❑ Study chapters 1-8 in the <i>New Christian's Handbook</i>.</li> <li>❑ Type the answers to the quiz and journal in preparation for the discussion and group activity.</li> <li>❑ Study page 11 in <i>The New Panorama Bible Study Course</i>.</li> <li>❑ Print an article, chart, or photo to share with your learning team:  <a href="http://www.bible-history.com/subcat.php?id=6">http://www.bible-history.com/subcat.php?id=6</a></li> </ul>
7		<p><b>What Do We Believe? Bible and Salvation</b>                      Grade and discuss Portfolio quiz questions.                      Discuss and complete Portfolio journal reflections.                      Group Activity: create a visual that illustrates one of these chapters.</p>	<ul style="list-style-type: none"> <li>❑ Study chapters 9-15 in the <i>New Christian's Handbook</i>.</li> <li>❑ Type the answers to the quiz and journal in preparation for the discussion and group activity.</li> <li>❑ Begin working on your own <i>creative Panorama of Bible History</i></li> </ul>
8		<p><b>What Do We Believe? Spiritual Warfare, the Church, Jesus' Return</b>                      Grade and discuss Portfolio quiz questions.                      Discuss and complete Portfolio journal reflections.                      Group Activity: create a visual that illustrates one of these chapters.                      Bring family and friends.</p>	<ul style="list-style-type: none"> <li>❑ Study chapters 16-23 in the <i>New Christian's Handbook</i>.</li> <li>❑ Type the answers to the quiz and journal in preparation for the discussion and group activity.</li> <li>❑ Print an article, chart, or photo to share with your learning team:  <a href="http://www.blueletterbible.org/images/charts/Bible/revelation_chart.html">http://www.blueletterbible.org/images/charts/Bible/revelation_chart.html</a></li> <li>❑ Search the Internet for Bible charts and photos relating to your <i>Panorama of Bible History</i></li> <li>❑ Check out Webliography at <a href="http://www.shadowmountain.org/ebi/resources.htm">http://www.shadowmountain.org/ebi/resources.htm</a></li> <li>❑ Bring what you have done on your own <i>creative Expanded Arc of Bible History</i> for peer-review.</li> <li>❑ Begin writing A Summary of the Bible.</li> <li>❑ <b>Enroll in the next course and order textbooks.</b></li> </ul>
9		<p><b>Why Do We Believe It? Truth, Prophecy, Pain</b>                      Grade and discuss Portfolio quiz questions.                      Discuss and complete Portfolio journal reflections.</p>	<ul style="list-style-type: none"> <li>❑ Study chapters 24-28 in the <i>New Christian's Handbook</i>.</li> <li>❑ Type the answers to the quiz questions and journal in preparation for the discussion and group activity.</li> <li>❑ View a PowerPoint presentation at</li> </ul>

Session	Date	Session Content	Assignment Due
		Group Activity: create a visual that illustrates one of these chapters.	<a href="http://www.probe.org/menus/ppt.html">http://www.probe.org/menus/ppt.html</a>
10		<p><b>How Should We Live?</b>  <b>Spiritual Health, Spiritual Snares, Prayer, God's Will, Sharing, Spiritual Disciplines</b></p> <p>Grade and discuss Portfolio quiz questions.          Discuss and complete Portfolio journal reflections.          Group Activity: create a visual that illustrates one of these chapters.</p>	<ul style="list-style-type: none"> <li><input type="checkbox"/> Study chapters 29-36 in the <i>New Christian's Handbook</i>.</li> <li><input type="checkbox"/> Type the answers to the quiz questions and journal in preparation for the discussion and group activity.</li> <li><input type="checkbox"/> Search the Internet for Bible charts and photos relating to your OT era <a href="http://www.scbcs.edu/ebi/resources.htm">http://www.scbcs.edu/ebi/resources.htm</a></li> </ul>
11		<p><b>Final Examination</b></p> <p>Grade and discuss Portfolio final exam and journal.          Group Activity: Students will prepare for group presentations.</p>	<ul style="list-style-type: none"> <li><input type="checkbox"/> Summarize the Bible in 1,000 words as the Final Exam in the Portfolio.</li> <li><input type="checkbox"/> Prepare to work with your group to team-teach a group presentation using PowerPoint or handouts.</li> </ul>
12		<p>Group Presentations: Students will team-teach in a group presentation, <b>Bible Eras</b>.  <b>Bring family and friends.</b></p>	<ul style="list-style-type: none"> <li><input type="checkbox"/> Prepare for group presentations: <b>Bible Eras</b>.</li> </ul>
13		<p>Individual Project or Sermon: Each student will present an individual project, <b>Panorama of Bible History</b>.  <b>Bring family and friends.</b></p>	<ul style="list-style-type: none"> <li><input type="checkbox"/> Complete individual project: <b>Panorama of Bible History</b>.</li> </ul>
14		<p>Present Booklet or Term Paper to the class, <b>Overview of the Bible</b>.          Submit Portfolio for grading.  <b>Bring family and friends.</b></p>	<ul style="list-style-type: none"> <li><input type="checkbox"/> Complete booklet or term paper: <b>Overview of the Bible</b>.</li> <li><input type="checkbox"/> Distribute the textbooks for the next course.</li> </ul>

**Notice:** EBI holds to the [Baptist Faith and Message](#). The inclusion of articles, books, or external links in this list does not imply that the opinions expressed represent the official position of EBI. Primary resources dealing with cults, denominations, education, liberalism, postmodernism, secular culture, and world religions may be included.

### Church Leadership Email Subscriptions

1. ChristianityToday.com subscription  
[http://kedesh.christianitytoday.com/nlsubs/index.taf?function=start&cc=bc\\_01](http://kedesh.christianitytoday.com/nlsubs/index.taf?function=start&cc=bc_01)
2. ChurchStaffing.com Newsletter subscription  
<http://visitor.constantcontact.com/email.jsp?m=1011361662037>
3. Pastors.com subscription <http://www.pastors.com/aboutus/>
4. Leadership Wired <http://www.injoy.com/newsletters/subscribe.asp>
5. Pastor's Coach subscription <http://www.injoy.com/newsletters/> <http://www.injoy.com/thepastorscoach/>
6. Pastor's Weekly Briefing <http://www.family.org/pastor/pwbeforem.cfm>
7. Men of Integrity Bible studies <http://www.christianitytoday.com/moi/main/archives.html>

### External Links

1. Back to the Bible Radio <http://www.backtothebible.org/>
2. Baptist Faith and Message <http://www.sbc.net/printfriendly.asp>
3. Bible Atlas Online <http://anova.org/sev/atlas/htm/>
4. Bible Bulletin Board <http://www.biblebb.com/>
5. Bible History <http://www.bible-history.com/>
6. Bible Land Photos <http://bibleplaces.com/>
7. Bible Study Resources [www.bible.org](http://www.bible.org)
8. Blue Letter Bible Timeline <http://www.blueletterbible.org/study/parallel/timeline/index.html>
9. Blue Letter Bible Study Tools/Charts <http://www.blueletterbible.org/study/>
10. Book of Revelation Chart [http://www.blueletterbible.org/images/charts/Bible/revelation\\_chart.html](http://www.blueletterbible.org/images/charts/Bible/revelation_chart.html)
11. Christianity Today <http://www.christianitytoday.com>
12. Christian Classics Ethereal Library "World Wide Study Bible" <http://www.ccel.org/wwsb/>
13. Crosswalk.com Bible study tools <http://www.biblestudytools.net/>
14. E-sword.net Bible study tools <http://www.e-sword.net/>
15. Holy Land Photos <http://www.holylandphotos.org/>
16. Ministry Tools For Your Church Web Site <http://www.morningstarweb.net/christ/html/tools.html>
17. New Testament Gateway articles <http://www.ntgateway.com/>
18. Old Testament Gateway <http://www.otgateway.com/>
19. Online Bible links <http://www.onlinebible.net/links.html>
20. Overview of the Bible  
<http://www.christianitytoday.com/biblestudies/areas/biblestudies/articles/060607.html>
21. Probe Ministries PowerPoint <http://www.probe.org/menus/ppt.html>
22. Rick Warren's Ministry ToolBox <http://www.pastors.com/RWMT/MTArchive.asp>
23. Shadow Mountain Community Church [www.shadowmountain.org](http://www.shadowmountain.org)
24. Turning Point Hot Topics [http://www.turningpointradio.org/hot\\_topics.html](http://www.turningpointradio.org/hot_topics.html)
25. Willmington's Bible Study Library (Theology and Bible Book Summaries)  
[http://www.churchplantingvillage.net/site/c.iJTKZPEJpH/b.784509/k.67FF/Willmingtons\\_Bible\\_Study\\_Library\\_1\\_2.htm](http://www.churchplantingvillage.net/site/c.iJTKZPEJpH/b.784509/k.67FF/Willmingtons_Bible_Study_Library_1_2.htm)

God has promised us that we are "more than conquerors." He has not left us alone; and as we study His Word, we'll find that He has already equipped us for victory. –David Jeremiah

### Course Bibliography

- Anders, Max. *30 Days to Understanding the Bible*, 2<sup>nd</sup> ed. Nashville, TN: Thomas Nelson, 1998. ISBN 0785214232
- Anders, Max E. *30 Days to Understanding what Christians Believe*, 2<sup>nd</sup> ed. Nashville, TN: Thomas Nelson, 1998.
- Archer, Gleason L. *Encyclopedia of Bible Difficulties*. Grand Rapids, MI: Zondervan, 1982.
- Eade, Alfred Thompson. *The New Expanded Panorama Bible Study Course*. Grand Rapids, MI: Revell, 1975.
- Geisler, Norman, and William E. Nix. *A General Introduction to the Bible*. Chicago, IL: Moody, 1986.
- Halley, H. H. *Halley's Bible Handbook*. Grand Rapids, MI: Zondervan, 1965.
- Lockyer, Herbert. *Nelson's Illustrated Bible Dictionary*. Nashville, TN: Thomas Nelson, 1986.
- McGee, J. Vernon. *Briefing the Bible: Outlines*, 2<sup>nd</sup> ed. La Verne, CA: El Camino Press, 1978.
- Meredith, Joel L. *Meredith's Book of Bible Lists*. Minneapolis, MN: Bethany Fellowship, 1980.
- Swindoll, Charles R. *A Look at the Book: Traveling the Original Route 66 Study Guide*. Dallas, TX: Word, 1996. 0849984947
- Wilkinson, Bruce, and Kenneth Boa. *Talk Thru the Bible*. Nashville, TN: Thomas Nelson, 1983.
- Willmington, Harold L. *Willmington's Guide to the Bible*. Wheaton, IL: Tyndale House, 1981.
- Wilson, Neil S., and Linda K. Taylor. *Tyndale Handbook of Bible Charts and Maps*. Wheaton, IL: Tyndale, 2001. 0842335528

### Transfer of Credits to Southern California Seminary

To transfer credits from Equip Biblical Institute to Southern California Seminary, students must present a complete portfolio of their course work. The portfolio consists of the quizzes, journal reflections, booklets or term papers, and exams for each course. Upon successful completion of the course, students may transfer units into the Bachelor of Arts in Biblical Studies degree. If the portfolio for a course is not complete, the credits may not be transferable.

Attendance Policy. Attending class on time is important to receive the most out of the course. Entering class late disrupts the learning process of all students. Students are permitted three absences for a 14-week semester course. For the semester (28 classroom hours plus 56 homework hours) courses, more than 10 minutes late is a *Tardy*; more than 20 minutes late is an *Absence*. Two tardies count as one absence. College credit cannot be transferred to Southern California Seminary when a student misses four or more class sessions. A grade of NC (No Credit) will be recorded when a student misses four sessions or does not complete coursework on time. Exceptions must be *approved in writing* by the class instructor, the Site Director, and the Director of Equip Biblical Institute and will involve additional assignments mandated by Equip Biblical Institute. Students who attend all 14 sessions will receive 100 points.



